

Improving Nutrition and Income Generation with African Indigenous Vegetables: Selected Lessons Learned

Jim Simon, PI, Rutgers; **Steve Weller**, co-PI, Purdue; **Dan Hoffman**, co-PI, Ramu Govindasamy; **Fekadu Dinssa**, World Vegetable Center; **Naman Nyabinda**, AMPATH-Kenya; **Martins Odendo & Christine Ndinya**, KALRO-Kenya and **David Byrnes**, PA; Rutgers, **Xenia Morin**, Rutgers; **Emily Merchant**, Rutgers; **Qingli Wu**, Rutgers; **Steve Yaninek**, Purdue; **Linnet Gohole**, Eldoret



Horticulture Innovation Lab Nutrition Research Program:

- **Goal of our program is to improve production and increase consumption of AIVs to improve nutrition, generate income and improve health of nutritionally at risk populations in Eastern and Central Zambia and Western Kenya;**
- **Program builds upon a previous studies showing significant interest and acceptance of AIVs by rural farmers;**
- **We use the Rutgers Models of Market-First and Science Driven Development for Income Generation and Increased AIV Consumption.**

Considerations

- Project findings indicate that in the targeted rural and peri-urban households in western Kenya and Eastern and central Zambia **AIVs are known to over 90% of the populations and viewed as culturally acceptable, desired as preferred food options but they are still rarely to periodically only consumed.** This translates to a potential untapped market demand of millions of dollars and a major economic opportunity for growers and a major opportunity for consumers to access nutrient rich foods that are of interest to them.
- **A systems approach to enhance access and adoption** (production and consumption) has been leading to significant new income generation opportunities to those that were not previously involved in commercial horticulture production and a greater awareness to communities of their nutritional and health value.

Horticulture Innovation Lab Nutrition Research Program Builds Upon the 4 A's:

Access

Affordability

**African Indigenous Vegetables:
Nutrition, Health, Income Generation**

Availability

Adoption

**(Increased Consumption)
Leading to Measureable Health
Indicators in targeted populations in
Kenya and Zambia**

Obj. 1 Hypothesis: Appropriate interventions can increase access to and consumption of AIVs among producers & consumers in Kenya & Zambia.

Lesson 1. Developing & identifying the most effective intervention methods toward improved access, affordability, availability, and adoption of AIVs must be based on solid survey consumer data

- Pilot survey’s conducted indicated:
- 1. AIVs very popular- but not consumed regularly!
 - 2. Kenya’s and Zambians would opt to consume AIVs (at greater frequency and quantities) but don’t due to issues of access, affordability, availability, with many unaware of their nutritional benefit.
 - 3. Preference for specific AIVs,. Their popularity drives our R&D.



AIV	Rarely	Sometimes	Everyday
Green Maize (fresh)	66.7	29.4	3.9
Amaranth	24.1	69.0	6.9
Nightshade	46.2	53.8	0
Spider Plant	39.1	60.9	0
Cowpea	59.1	40.9	0
Jute Mallow	23.1	76.9	0
Kale	26.1	69.6	4.3
Sweet potato leaves	28.6	71.4	0
Orange sweet potato	64.3	35.7	0
Okra	26.9	73.1	0
Ethiopian mustard	35.3	64.7	0
African eggplant	41.4	58.6	0
Other AIVs	28.6	71.4	0

Women's Dietary Diversity

Lessons Learned from Pilot Study in Kenya and Zambia

- Collected data on household consumption and dietary diversity.
- Data were used to inform subsequent baseline data collection conducted in 2016 and with data analysis completed in 2017

WDD is a robust outcome that will allow for differentiation between groups.

Huffman et al. *Journal of Health, Population and Nutrition* 2017, 33:27
DOI:10.1186/s12936-017-1878-5

Journal of Health, Population
and Nutrition

RESEARCH ARTICLE Open Access

Temporal changes and determinants of childhood nutritional status in Kenya and Zambia

Daniel Huffman^{1*}, Thomas Caccetta^{2,3}, Pamela Barroo^{2,3} and James Smeeth^{2,3}

Abstract

Background: The prevalence of undernutrition is decreasing in many parts of the developing world, but challenges remain in many countries. The objective of this study was to determine factors influencing childhood nutritional status in Kenya and Zambia. The objective of this study is to determine factors associated with temporal changes in childhood nutritional status in two countries in sub-Saharan Africa.

Methods: Data from national demographic and health surveys from the World Bank for Kenya (1998, 2008) and Zambia (1996-2001) were used to select the youngest child of each household with complete data for all variables studied. Multiple linear regression analyses were used for data from 2002 and 11,355 children from Kenya and Zambia, respectively, in each year to determine the relationship between social and economic factors and measures of nutritional status, including wasting, stunting, and overweight.

Results: There was a decreased prevalence of stunting (21% in Kenya and 46% in Zambia) while the prevalence of wasting was unchanged (5-8% in both countries) from 1998 to 2008. There was a protective effect against stunting for wealthier families and households with electricity for both countries. Finally, better educated mothers were less likely to have stunted children and girls were less likely to be stunted than boys.

Conclusions: Based on the data analyzed, there was a higher risk of stunting in both Kenya and Zambia for those with lower literacy, less education, no electricity, living in rural areas, no formal toilet, no car ownership, and those with an unimproved water supply. Improving the education of mothers was also a significant determinant in improving the nutritional status of children in Kenya and Zambia.

More localized efforts to reduce the prevalence of undernutrition need to focus on reducing the prevalence of undernutrition without promoting excess weight gain. Future economic advances need to consider targeted approaches to improving economic standing of households without increasing the risk for undernutrition.

Keywords: Stunting, Wasting, Nutritional status, Children, Kenya, Zambia, Dietary diversity

* Correspondence: daniel.huffman@kenya.go.ke

¹Department of Nutrition, Kenya Medical Research Institute, Nairobi, Kenya

Full list of author information is available at the end of the article

© Huffman et al. 2017. Open Access This article is distributed under the terms of the Creative Commons Attribution 4.0 International License (<http://creativecommons.org/licenses/by/4.0/>), which permits unrestricted use, distribution, and reproduction in any medium, provided you give appropriate credit to the original author(s) and the source, provide a link to the Creative Commons license, and indicate if changes were made.





AIV Consumption: Results from 500 Household survey

	Never %		Rarely (once a month)%		Sometimes (1-2 times a wee) %		Everyday %	
	Zambia	Kenya	Zambia	Kenya	Zambia	Kenya	Zambia	Kenya
Field Maize	0	0	1.6	6.	7.4	10.8	91	83.2
Maize/Millet/Sorghum	0	4.7	35.8	16.6	36.5	21.5	27.7	57.2
Amaranth	0	2.6	16.2	4.4	57.1	67.7	26.8	25.3
Nightshade	2.6	2.3	60.5	4.1	34.2	70.9	2.6	22.7
Spider Plant	0.6	7.3	44.8	11.7	47.2	64.2	7.4	16.8
Cowpea	0	2.8	11	1.2	58.5	67.8	30.5	28.1
Jute Mallow	0.3	5.4	27.2	10.9	60.6	64.9	11.9	18.8
Kale	0	3.1	6	4.6	36	53.1	58	39.3
Okra	0	98.3	13.7	0.3	67.3	0.3	19	0.3
Ethiopian Mustard	0	41.9	50.0	10.3	6.5	37.8	43.5	10
African Eggplant	0	89.2	43.1	4.7	50.9	4.7	6	1.4
Pumpkin Leaves	0	5.2	6.3	14.7	34.1	63.8	59.6	16.3
Lumanda (hibiscus)	0	98.3	44.3	0	5.1	1.3	50.6	0.4
Mundambi (hibiscus)	1.5	100	57.4	0	33.8	0	7.4	0
Moringa	0	99.6	56.3	0.4	25	0	18.8	0

Consumer Surveys to compare effect of production and nutrition-education interventions

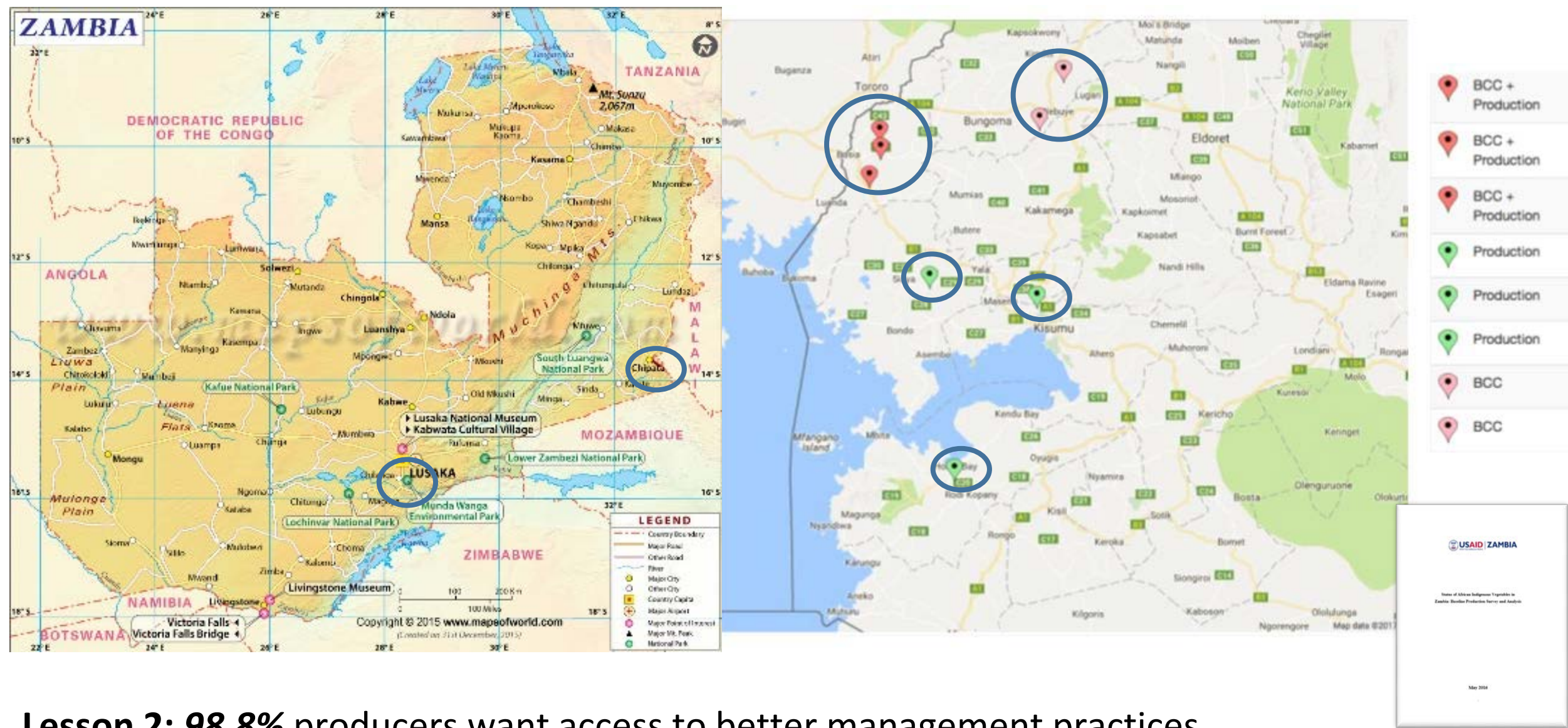
500 households with at least one woman of childbearing age and at least one child were surveyed in both Kenya and Zambia in 2016 to evaluate baseline AIV consumption in communities prior to intervention activities.

Our Approach:

125 households are now either being provided with: (T1) Nutrition education intervention activities; (T2) Production intervention activities; (T3) Both types of intervention activities; and (T4) A Control group treatment

Follow-up consumption surveys following intervention activities will allow a quantitative evaluation of the effect of each intervention approach.

Sites of Surveys and Interventions in Zambia and Kenya



Lesson 2: 98.8% producers want access to better management practices, technology and pest management

Nutrition Education Intervention (BCC)

500 Individuals in Kenya and Zambia will be provided with on-going nutrition education trainings (BCC):

- Nutrition content of AIVs
- Recommended intake amount
- Health Applications
- Recipes and meal preparations



Lesson 4 Learned: Parents, grandparents and even school teachers far more excited about AIVs when they understand their nutritional content! Source of pride, source of tradition, easy to collect yet still perceived to be wild harvested not cultivated and “undervalued”.

General Nutrition

Dark leafy greens are high in essential vitamins and minerals.

- **Vitamin A** – strong eyes
- **Folic Acid** – healthy blood
- **Iron** – healthy blood
- **Vitamin C** – immune system support
- **Protein** – bones and muscles
- **Zinc** – healthy growth

Recommended Servings

5 servings of fruit or vegetables daily. One serving is the size of the person's fist.

Cooking Recommendations

Cook the vegetables for a short time to preserve the nutrients.

Keep Food Fresh and Fun

Create different meals by adding local spices such as garlic, onion, turmeric and chili peppers.



Amaranth with Groundnuts

Ingredients

- 2 bunch amaranth leaves
- 1 onion
- 2 tomatoes
- ½ cup groundnut flour
- 1 cup coconut milk
- 4 tbs cooking oil
- Salt, to taste

Directions

1. Sort amaranth leaves, wash and chop finely.
2. Wash and chop onion and tomato.
3. Fry the onion lightly, add tomatoes and stir until soft.
4. Add chopped amaranth and salt. Stir well and cover the pan for 5 minutes. Simmer.
5. Prepare individually the coconut milk and groundnut flour.
6. Mix the coconut milk with groundnut flour thoroughly and add to vegetable while stirring for 5 minutes.
7. Season to taste, serve hot.

Created In Collaboration With



*Let's
Eat
Leafy Greens*





This mama feeds her family vegetables to keep them healthy and happy.



Select vegetables that are clean, bright green, and not wilted.

Bring variety to your family's meals by cooking local leafy greens high in iron and vitamins.

Even if your family eats enough food every day, they may not eat the right foods for good health and vitality. If your family's diet is high in ugali, they might not get important nutrients. Foods like ugali are high in calories but lack vitamins and minerals. A lack of vitamins and minerals leads to malnutrition. Children require nutrients for healthy growth and development. If their bodies do not receive proper nutrition they are more vulnerable to getting sick.

Local vegetables such as spider plant and amaranth provide essential nutrients for a healthy life. Below are examples of vegetables you can find in the market.



The above photo is an example of a balanced dinner high in vegetables. Beans are a great source of protein.

Amaranth



Moringa



Nightshade



Spider Plant



Obj. 2: Hypothesis: Appropriate promotion and expansion of availability of AIVs at the local level will strengthen market access and sales for producers of AIVs:

In each Zambia and Kenya, 300 AIV producers and 75 intermediaries were surveyed to identify the most substantial bottlenecks in productivity to guide the focus of production interventions.

Lesson 3: Growers report AIV requires same level of management and skills as vegetables and report difficulties in:

- *Access to seeds and plant materials; unaware of different germplasm that is available with some problems with current AIVs; high price of fertilizers and farm credit limiting, and insect problematic with a few AIVs. **75% of producers cant access credit** (agric. inputs after medical bills identified as primary use of credit)



Paragraph

Fig

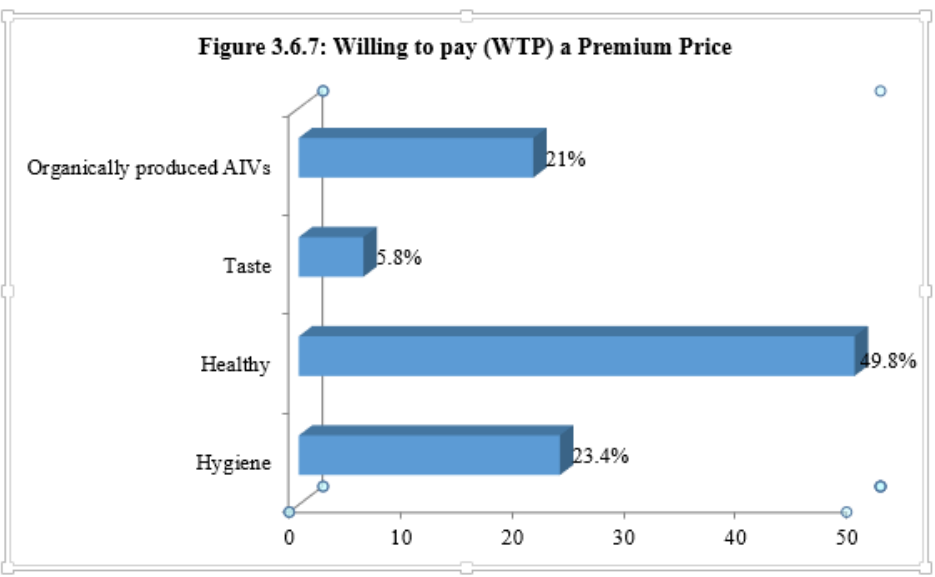
Styles

A vast majority (88%) of the respondents felt that there was no difference in overall farming experience between the production and sale of AIVs compared to other vegetable (Table 3.6.5).

Table 3.6.5: Existence of difference between production and sale of AIVs

S.NO	Particulars	Frequency	Percent
1.	No	256	88
2.	Yes	35	12
	Total	291	100

The respondents attributed their willingness to pay a premium (Figure 3.6.7) for certain improved characteristics like healthiness (50%), hygiene (23%), taste (6%), and organically produced AIVs (21%) if they were to buy their AIVs in the market.



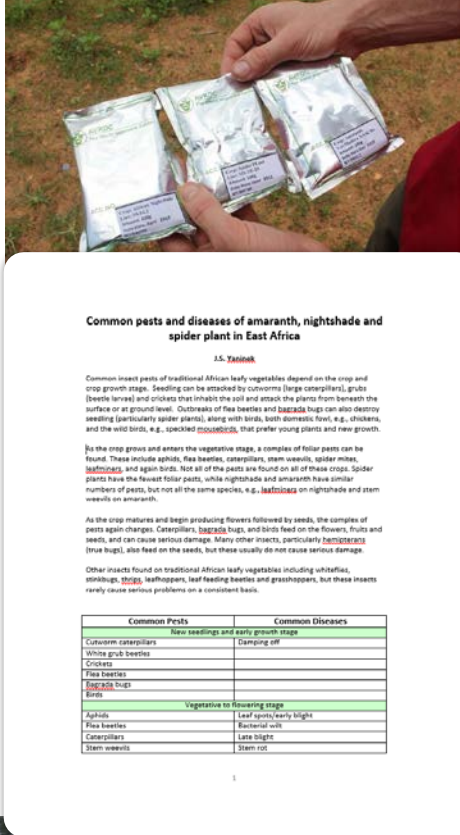
Amongst the respondents, about 61% had sold AIVs in the past 2 years (Table 3.6.6). Orange sweet potato ranked first at 318 kg in terms of quantity sold (Table 3.6.7) in the last completed

Obj. 3. Determine best management practices for AIV production, increase capacity and access to AIVs

Participatory research prioritized by survey results to provide accurate information and recommendations for farmers

- Cultural practices
- Management technologies
- Improved seed
- Integrated pest management
- Irrigation and drought tolerance

Lesson 5: 90.9% producers ant better AIV seed quality.
Lesson 6: 75% of producers want training for production during dry seasons & drought.

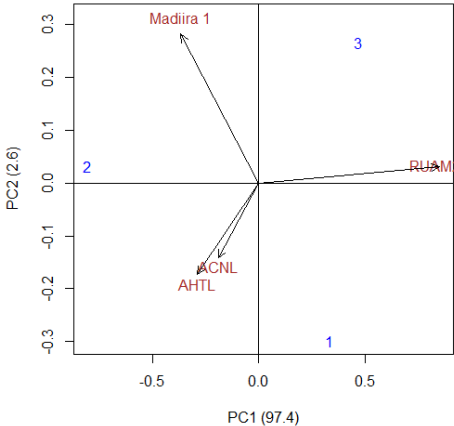


Solar Dryer < \$100 to build

Obj. 4. Evaluation of nutrient composition of AIVs:

Determining the content and stability of micronutrients in AIVs

Lesson 8: Many of the AIVs are Nutrient rich and can be submitted to USDA for inclusion.



Result: Spiderplant flower rapidly ca. 1 month field limiting production. We then screened populations for photoperiodicity and **identified spiderplants that remain vegetative and slow bolting potentially offering multiple harvests/planting cycle.**



Lesson 7: Selection and breeding for micronutrients possible.

2017. Brynes, D., F. Dinssa, S. Weller and J.E. Simon. Elemental micronutrient content and horticultural performance of vegetable amaranth types. JASHS: 265-271.

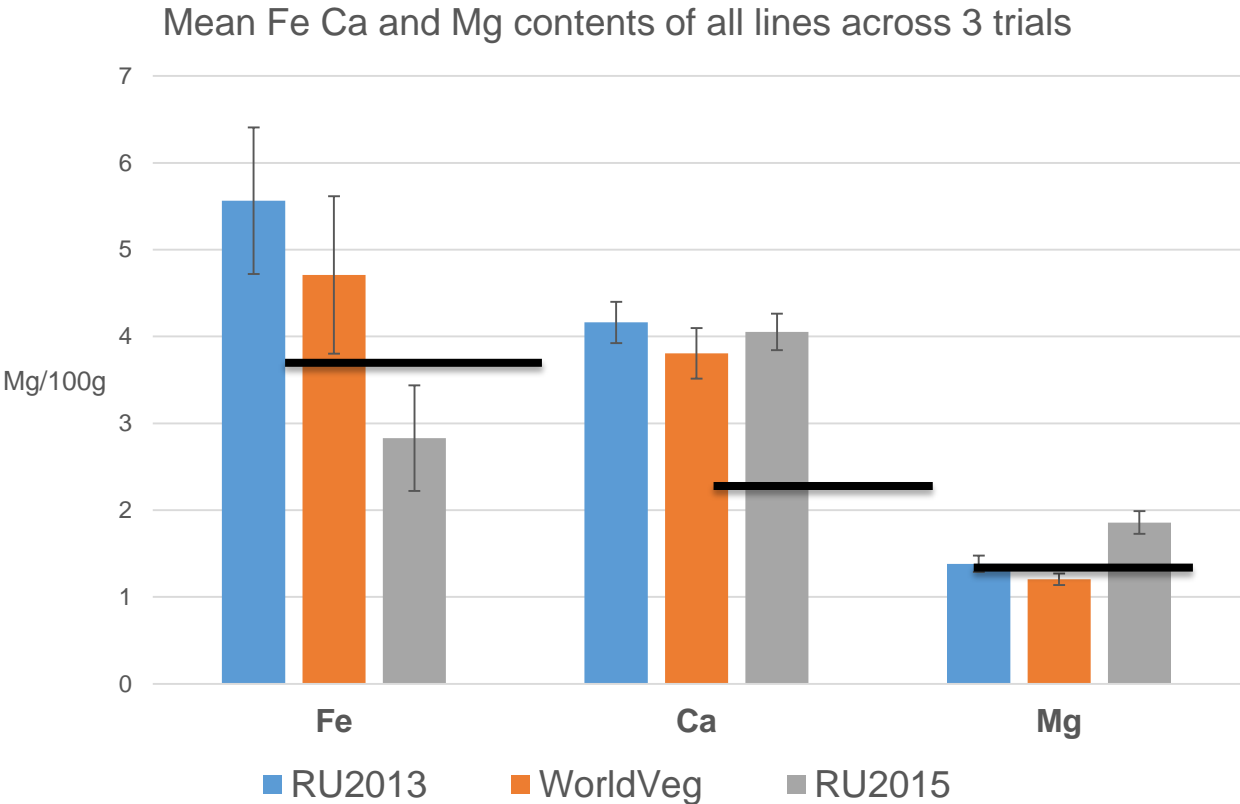
Result: A new high Fe Amaranth being developed by us with new variety release expected in 2019.

AMMI results							
	Fe	Ca	Mg	Zn	Total Yield	Height	Spread
Env	<.0001	0.0009	<.0001	<.0001	<.0001	<.0001	<.0001
rep(env)	0.6617	0.264	0.0194	0.0113	0.045	0.0453	0.0001
Gen	<.0001	0.002	0.0366	0.004	<.0001	<.0001	0.0004
env*gen	0.0004	0.0009	0.0624	0.3097	0.0085	0.0035	0.088

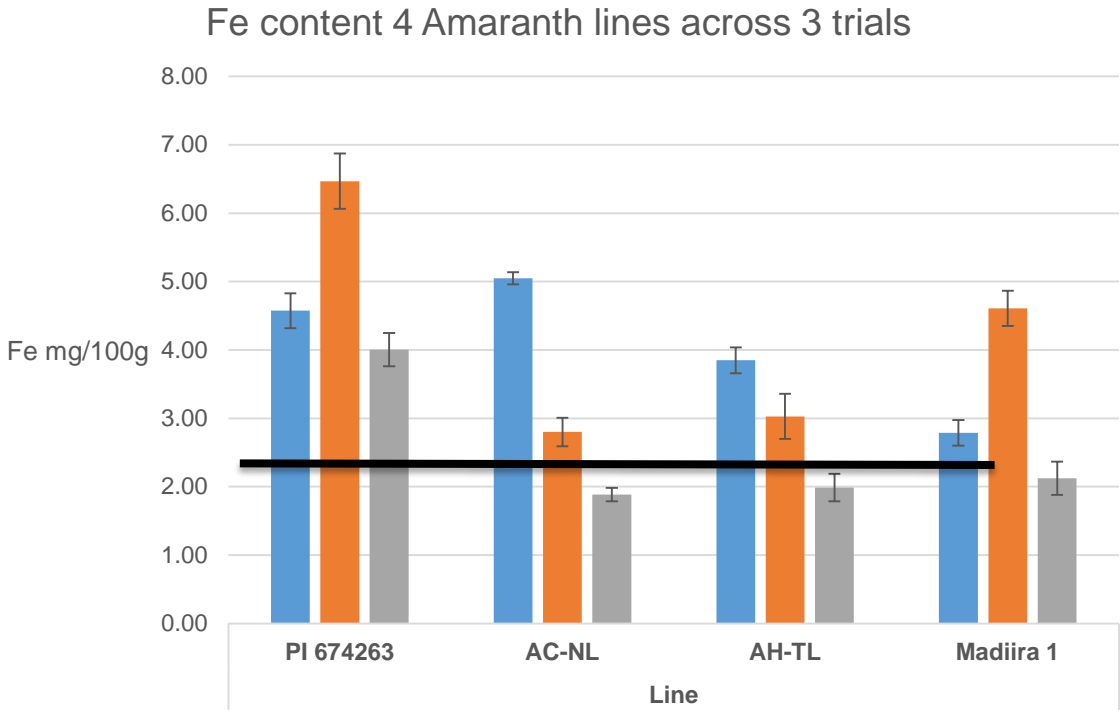
Results of additive main effects and multiplicative interaction effect (AMMI) analysis of the four accessions which were grown in common across the three environments: PI 674263, AC-NL, AH-TL, and Madiira 1.

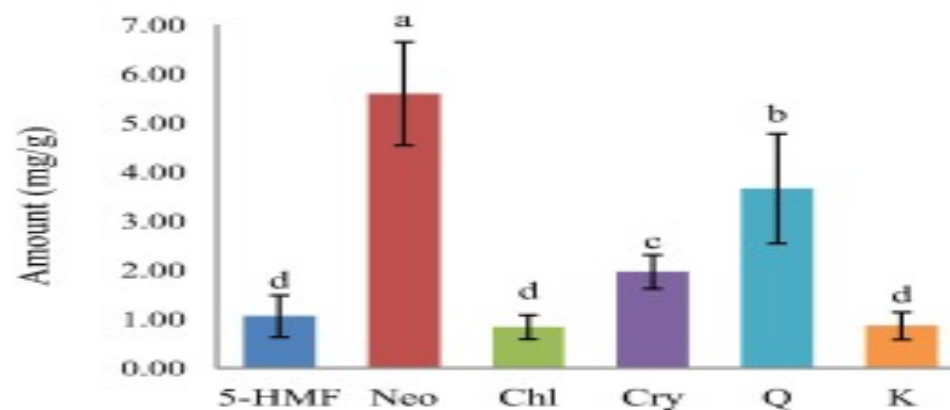
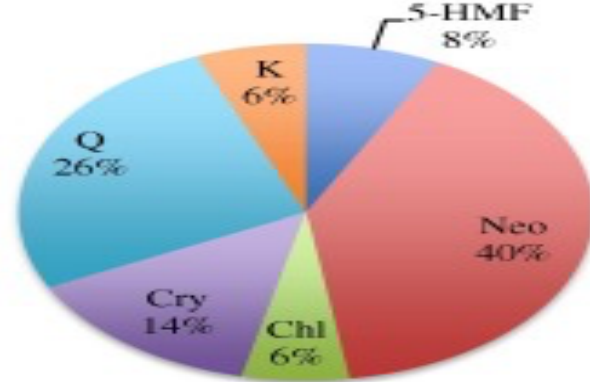
Selecting Vegetable Amaranth for Elevated Fe, Ca and Mg

- Ca and Mg above “high-source” thresholds in all amaranth populations *grown in Tanzania and New Jersey in all field trials and across years*
- Fe varies by line and environment; *yet we identified a WVC PI 674263 from which we made further improvements with: **RUM24 High Iron Amaranth***



Black horizontal lines represents *Codex Alimentarius* “high-source” thresholds per micronutrient

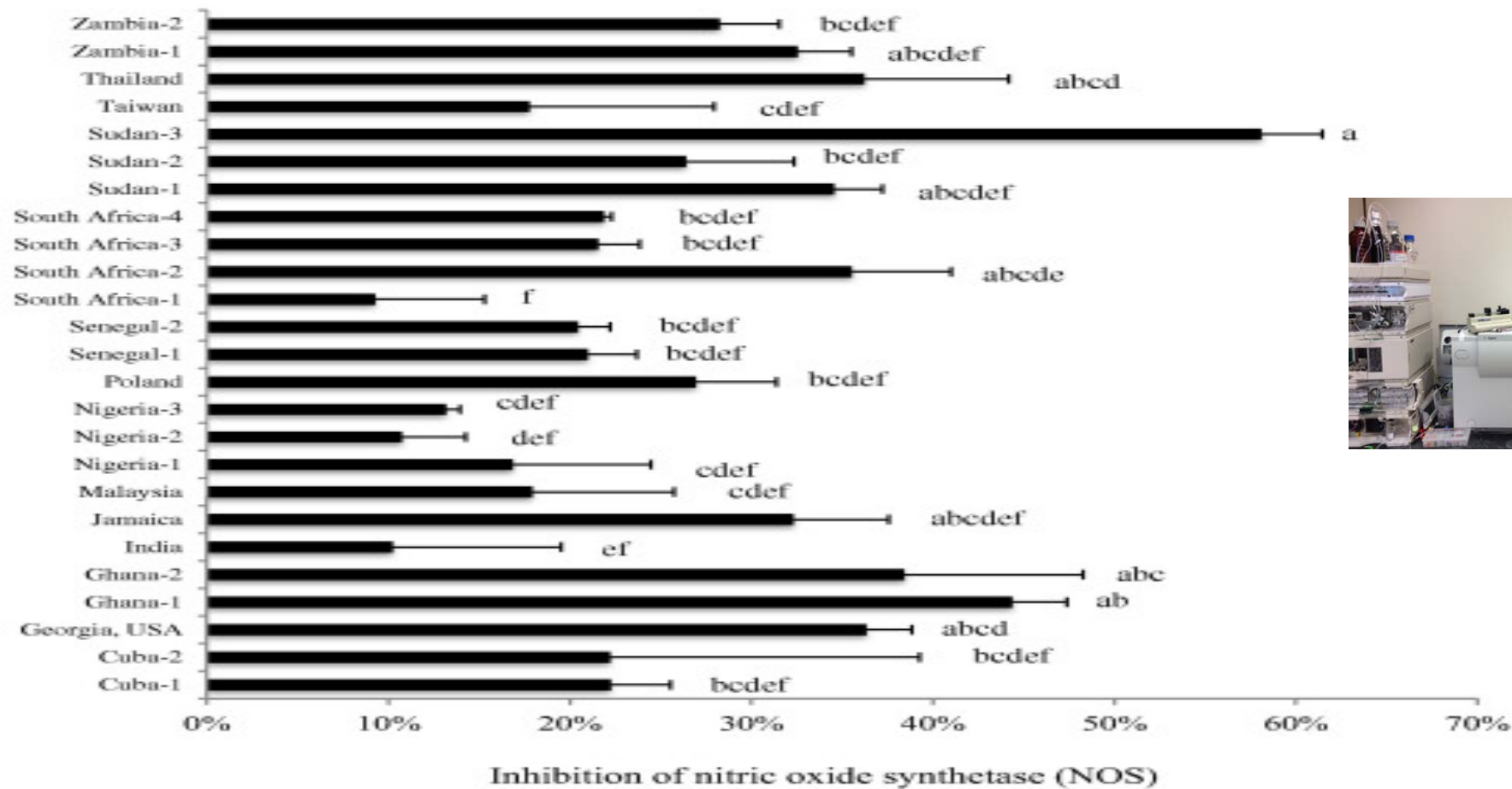


A

(A) Relative and absolute mean chemical compositions of the population of hibiscus leaves.

Abbrev: "5-HMF" 5-(hydroxymethyl)furfural; "Neo" =neochlorogenic acid; "Chl" =chlorogenic acid; "Cry"= cryptochlorogenic acid; "Q"= quercetin; "K"= kaempferol.

Evaluation of Hibiscus leaves from a Global Collection for Nutrient Composition

B

(B) Inhibition of nitric oxide synthetase (NOS) by extracts of *H. sabdariffa* leaf (80 µg/ml) on LPS induced RAW 264.7 cells;.



Zhen J., T.S. Villani, Y. Guo, Y. Qi, K. Chin, M.H. Pan, C.T. Ho, J.E. Simon and Q.L. Wu. 2016. Phytochemistry, antioxidant capacity, total phenolic content and anti-inflammatory activity of *Hibiscus sabdariffa* leaves. *J. Food Chemistry* 190: 673-680.

tochemistry, antioxidant capacity, total phenolic content anti-inflammatory activity of *Hibiscus sabdariffa* leaves

Zhen^{a,b}, Thomas S. Villani^{a,b}, Yue Guo^c, Yadong Qi^d, Kit Chin^e, Min-Hsiung Pan^f, Chi-Tang Ho^g,
s E. Simon^{a,b,h,i}, Qingli Wu^{a,b,h,i}

^a Agriculture and Natural Plant Products Program, Department of Plant Biology and Pathology, Rutgers University, New Brunswick, NJ 08901, USA
^b Center of Medicinal Chemistry, Rutgers University, Piscataway, NJ 08854, USA
^c School of Pharmacy, Rutgers University, Piscataway, NJ 08854, USA
^d School of Food Science, Rutgers University, New Brunswick, NJ 08901, USA
^e School of Food Science, Rutgers University, New Brunswick, NJ 08901, USA
^f School of Food Science, Rutgers University, New Brunswick, NJ 08901, USA
^g School of Food Science, Rutgers University, New Brunswick, NJ 08901, USA
^h School of Food Science and Technology, National Taiwan University, 1, Roosevelt Road Section 4, Taipei 10617, Taiwan

ICLE INFO

Article history:
Received 13 February 2015
Received in revised form 13 May 2015
Accepted 2 June 2015
Available online 3 June 2015

Keywords:
Hibiscus
Antioxidant
Anti-inflammatory

ABSTRACT

A liquid chromatography-mass spectrometry method was developed for the simultaneous separation, and determination of natural compounds including phenolic acids and flavonoids in the leaves of *Hibiscus sabdariffa*. By analyzing the UV and MS data, and comparison with authenticated standards, 10 polyphenols including rosmarinic acid, chlorogenic acid, caffeoylquinic acid, quercetin, kaempferol and their glycosides were identified together with 5-(hydroxymethyl)furfural. Major compounds in the leaves of 25 different populations from worldwide accessions were quantified and compared with each other. The total phenolic content of each accession was determined using Folin-Ciocalteu assay, ranging from 18.98 ± 2.7 to 29.9 ± 0.5 mg GAE/g. Their *in vitro* antioxidant activities were measured by ABTS radical cation decolorization assay, varying from 17.3 to 152.3 ± 18.8 μmol Trolox/g. After the treatment of *H. sabdariffa* leaf extract, the reduction of LPS-induced NO production dose-dependently in RAW 264.7 cells indicates the extract's potential anti-inflammatory activity.
© 2015 Elsevier Ltd. All rights reserved.

roduction

Hibiscus sabdariffa (family Malvaceae), commonly known as 'sorrel' or 'Bissap', is a non-native species to the United States (2003). The calyx (outer ring of the fruit) is commonly used as a food source such as teas, jams, and jellies (Mahadevan, Chai, & Kumbhar, 2009). *Hibiscus* tea, a popular herbal tea around the world, from Mexico and the Americas, the Middle East, and sub-Saharan Africa to Southeast Asia is thus found in at least one commercial product in each of these regions or countries (Villani, Simon, & Wu, 2013). While the focus has

been on the treatment of hypertension, inflammation, and liver disorders (Liu, 2006; Lin, Chen, Kuo, & Wang, 2007), the anti-hypertensive activity was also further demonstrated in both experimental animals and humans clinically, in which the underlying therapeutic mechanism was explained by a vasodilator effect in the aortic rings (Ajay, Chai, Mustafa, Gilani, & Mustafa, 2007; Herrera-Arellano, Flores-Romero, Chavez-Soto, & Tzuc-Guth, 2004; Oprea et al., 2003; Aguiar, Amath, & Camarillo, 1999). The calyx extract was shown to inhibit enzymes cyclooxygenase COX-1 and COX-2, and also to down regulate the expression of COX-2 expression in lipopolysaccharide (LPS) treated RAW 264.7 cells, suggesting its anti-inflammatory activity (Christians, Nair, & Jackson, 2006; Rao et al.,

JOURNAL OF FOOD AND DRUG ANALYSIS 26 (2018) 751–760



Available online at www.sciencedirect.com

ScienceDirect

journal homepage: www.jfda-online.com

Original Article

Rapid screening of toxic glycoalkaloids and micronutrients in edible nightshades (*Solanum* spp.)

Bo Yuan^a, David Byrnes^b, Daniel Giurleo^{b,c}, Thomas Villani^{b,c},
James E. Simon^{b,c}, Qingli Wu^{a,b,c,d}

^a Department of Food Science, 65 Dudley Road, New Brunswick, NJ 08901, USA

^b New Use Agriculture and Natural Plant Products Program, Department of Plant Biology, Rutgers University, 59 Dudley Road, New Brunswick, NJ 08901, USA

^c Department of Medicinal Chemistry, Ernest Mario School of Pharmacy, Rutgers University, 160 Frelinghuysen Road, Piscataway, NJ 08854, USA

ARTICLE INFO

Article history:
Received 2 July 2017
Received in revised form 28 September 2017
Accepted 14 October 2017
Available online 11 November 2017

Keywords:
Alkaloids
Flavonoids
Carotene
Vitamin E
Antioxidant activity
Saponins
Solanum

ABSTRACT

African indigenous vegetables (AIVs) because of their nutrient density have the unique potential to reduce micronutrient deficiencies in sub-Saharan Africa, yet some may also contain anti-nutritive compounds. Vegetable nightshades from *Solanum americanum*, *Solanum nigrum*, *Solanum scabrum* and *Solanum villosum* are among the major AIVs used as a leafy vegetables and consumed regularly in many countries in sub-Saharan Africa. These under-recognized food crops have not been subjected to extensive studies for their nutritional and antinutritive factors. In this study, 15 entries of the vegetable nightshades were field-grown and the leaves which are the consumed product of commerce chemically profiled by LC/ESI-MS. Twenty-three flavones, eight saponins, and two glycoalkaloids along with a phenolic acid of chlorogenic acid were identified by MS and UV data. Anti-nutrient glycoalkaloids were quantified as total aglycones after acidic hydrolysis using MS detection and found to be within safe-consumption thresholds by comparison with the glycoalkaloid level in the globally consumed *Solanum* member eggplants. Edible nightshades were also found to be sources of β-carotene, vitamin E and total polyphenols and exhibited high antioxidant activity. Results of this study support that consumption of vegetable nightshades are safe from the presence of glycoalkaloids and thus, can contribute to the reduction of micronutrient deficiency in sub-Saharan Africa.

Copyright © 2017, Food and Drug Administration, Taiwan. Published by Elsevier Taiwan LLC. This is an open access article under the CC BY-NC-ND license (<http://creativecommons.org/licenses/by-nc-nd/4.0/>).

J. AMER. SOC. HORT. SCI. 142(4):265–271. 2017. doi: 10.21273/JASHS04064-17

Elemental Micronutrient Content and Horticultural Performance of Various Vegetable Amaranth Genotypes

David R. Byrnes

New Use Agriculture and Natural Plant Products Program, Department of Plant Biology, Rutgers University, 59 Dudley Road, New Brunswick, NJ 08901

Fekadu F. Dinssa

World Vegetable Center, Eastern and Southern Africa, P.O. Box 10 Dulu, Arusha, Tanzania

Stephen C. Weller

Department of Horticulture and Landscape Architecture, Purdue University, 625 Agriculture Mall Drive, West Lafayette, IN 47907-2010

James E. Simon¹

New Use Agriculture and Natural Plant Products Program, Department of Plant Biology, Rutgers University, 59 Dudley Road, New Brunswick, NJ 08901

ADDITIONAL INDEX WORDS. African indigenous vegetables, Ca, Fe, micronutrients, Mg, Zn

ABSTRACT. Vegetable amaranth (*Amaranthus* sp.), a leafy vegetable crop consumed around the world, is actively promoted as a source of essential micronutrients to at-risk populations. Such promotion makes micronutrient content essential to the underlying value of this crop. However, the extent to which micronutrient content varies by effect of genotype is not clear, leaving breeders uninformed on how to prioritize micronutrient contents as the criteria for selection among other performance parameters. A total of 32 entries across seven *Amaranthus* species were field-grown and analyzed for Fe, Mg, Ca, Zn, yield, height, and canopy spread comprising 20 entries at New Jersey in 2013; 12 entries at Arusha, Tanzania, in 2014; and 20 entries at New Jersey in 2015. The genotype effect was significant in all trials for Fe, Mg, Ca, Zn, total yield, marketable yield, height, and canopy spread. The Fe content range was above and below the breeding target of 4.2 mg/100 g Fe in all environments except for New Jersey 2015, where all entries were found to accumulate in levels below the target. All entries in each of the environments contained levels of Ca and Mg above breeding targets, 300 mg/100 g Ca and 90 mg/100 g Mg. None of the entries in any environment met the Zn breeding target of 4.5 mg/100 g Zn.

Vegetable amaranth is a mostly self-pollinated, diploid eucotyledon with C₄ photosynthesis known to be consumed in over 50 countries, primarily across sub-Saharan Africa, south Asia, and southeast Asia (Achigan-Dako et al., 2014; Jain et al., 2014; National Resource Council, 2006). Vegetable amaranth is commonly cited as having unrealized potential to deliver essential and vitamin micronutrients as well as protein to at-risk populations in regions with high rates of nutritional deficiencies (Jain et al., 2015).

Previous studies have shown success in selecting increased iron and zinc content in rice (*Oryza sativa*) without consequence to yield performance; these entries of rice were later observed to

be effective as a food source for the improvement of human nutrition (Gregorio et al., 2000; Haas et al., 2005). Sufficient variability has also been shown to exist within the wheat (*Triticum aestivum*) germplasm to allow for the selection of high-Fe and high-Zn entries (Cakmak et al., 2000). The genotype × environment interaction (GEI) effect is a potential issue in selecting stable performance in any trait for plant breeders (Crossa, 2012; Gregorio et al., 2000). Following the observation of sufficient variability to select high-mineral content entries, studies have shown a sufficiently low GI effect on mineral contents to facilitate a successful selection for stable performance in maize (*Zea mays*) and wheat (Feil et al., 2005; Velu et al., 2012). Observing whether sufficient variability in the germplasm exists to select vegetable amaranth or otherwise concluding that no further selection is needed for these traits is the correct activity to initially assess the viability of using this crop as a tool for improving human nutrition.

A fundamental advantage of delivering micronutrients through staple crops is that it is recognized as less expensive than supplementation programs (Masuda et al., 2012). However, micronutrients are typically not accumulated in high concentrations in either seed or root/tuber tissue, making staple crops less easily bred or selected for delivering one or more micronutrients associated with common deficiencies; where

J. AMER. SOC. HORT. SCI. 142(4):265–271. 2017.

26

Hoffman et al. *Journal of Health, Population and Nutrition* (2017) 36:27
DOI 10.1186/s41043-017-0095-z

Journal of Health, Population
and Nutrition

RESEARCH ARTICLE

Open Access



Temporal changes and determinants of childhood nutritional status in Kenya and Zambia

Daniel Hoffman^{1,2*}, Thomas Cacciola^{1,2}, Pamela Barrios^{1,2} and James Simon^{2,3}

Abstract

Background: The prevalence of undernutrition is decreasing in many parts of the developing world, but challenges remain in many countries. The objective of this study was to determine factors influencing childhood nutrition status in Kenya and Zambia. The objective of this study is to determine factors associated with temporal changes in childhood nutritional status in two countries in sub-Saharan Africa.

Methods: Data from national demographic and health surveys from the World Bank for Kenya (1998–2009) and Zambia (1996–2014) were used to select the youngest child of each household with complete data for all variables studied. Multiple linear regression analyses were used for data from 2002 and 11,335 children from Kenya and Zambia, respectively, in each year to determine the relationship between social and economic factors and measures of nutritional status, including wasting, stunting, and overweight.

Results: There was a decreased prevalence of stunting (35% in Kenya and 40% in Zambia), while the prevalence of wasting was unchanged (6–8% in both countries). From 1998 to 2009, there was a protective effect against stunting for wealthier families and households with electricity, for both countries. Finally, better educated mothers were less likely to have stunted children and girls were less likely to be stunted than boys.

Conclusions: Based on the data analyzed, there was a higher risk of stunting in both Kenya and Zambia, for those with lower literacy, less education, no electricity, living in rural areas, no formal toilet, no car ownership, and those with an overall lower wealth index. Improving the education of mothers was also a significant determinant in improving the nutritional status of children in Kenya and Zambia. More broad-based efforts to reduce the prevalence of undernutrition need to focus on reducing the prevalence of undernutrition without promoting excess weight gain. Future economic advances need to consider integrated approaches to improving economic standings of households without increasing the risk for overnutrition.

Keywords: Stunting, Wasting, Nutritional status, Children, Kenya, Zambia, Dietary diversity

* Correspondence: dhoffman@aesop.rutgers.edu

¹Department of Nutritional Sciences, Rutgers University, New Brunswick, NJ, USA

²New Jersey Institute for Food, Nutrition, and Health, Center for Childhood Nutrition Education and Research, Program in International Nutrition, Rutgers University, 61 Dudley Road, New Brunswick, NJ 08901, USA
Full list of author information is available at the end of the article



© The Author(s). 2017 **Open Access** This article is distributed under the terms of the Creative Commons Attribution 4.0 International License (<http://creativecommons.org/licenses/by/4.0/>), which permits unrestricted use, distribution, and reproduction in any medium, provided you give appropriate credit to the original author(s) and the source, provide a link to the Creative Commons license, and indicate if changes were made. The Creative Commons Public Domain Dedication waiver (<http://creativecommons.org/publicdomain/zero/1.0/>) applies to the data made available in this article, unless otherwise stated.

Increasing Access to Youth: Peri-Urban; Urban, Schools

Evaluating Sack-Gardens: Tumaini Center for Street Boys, Kenya



Our Project is:

Providing Training in AIV production, research methods and marketing to the boys and assisting in farm productivity

Lesson 9: Linking to Youth within our project provides new avenue to reach 'new generation of farmers', urban gardening/farming and families to improve health and generate income

In Years 4 and 5: We will now test these sac gardens out in Kibera, Nairobi (w/ Mirror of Hope,NGO)



Key Takeaways

- Households and communities in rural areas are far more interested in AIVs (and other horticultural crops) when used to generate income streams and for their own household consumption.
- We found a statistically significant difference between consumption patterns in rural versus urban Zambia.
- Effective BCC venues can be identified by community members.
- AIVs targeted in this project are among those selected by those surveyed and which can be scientifically shown to be nutrient rich. Nutritional benefits can be a key driver in the increased consumption & trade in indigenous plants such as AIVs.



Summary

- **Our key goal is to link and bridge horticultural production by producers to increased consumption by consumers using the four 'A's: Access, Availability, Affordability, and Adoption.**
- **For Growers: Adoption=producing and consuming AIVs.**
- **For others, Adoption means purchasing and/or possibly starting to grow AIVs increasing consumption to improve health.**
- **We are tracking the nutrient content of the AIVs grown locally, identifying those which are rich sources of vitamins & minerals.**
- **We are now tracking dietary diversity now of 1,000 households (500 in Kenya; and 500 in Zambia) and separating them into different treatment groups to allow us to better understand what drives individuals to consume more AIVs or to grow AIVs.**

Acknowledgements For Our Horticultural Nutrition R&D Team:

Led by Rutgers University and Purdue University:

Jim Simon, PI, Rutgers, Horticulture,
Breeding, Natural Products and Nutrition
Steve Weller, co-PI, Purdue, Horticulture/
Production Systems
Dan Hoffman, co-PI, Human Nutrition, RU
Ramu Govindasamy, co-PI, Economics,
Marketing, Consumer studies, RU
David Byrnes, Program Coordinator & PhD student
Qingli Wu, Chemistry, Pharmacology and
phytochemistry of AIVs, RU
Xenia Morin, Gender and development, RU
Steve Yaninek, Pest Management, Purdue
Albert Ayeni, Organic production, RU

Ph.D. Graduate Students: David Byrnes,
Ariane Vasitalis, Bo Yuan, Bernie Somers; William
Reichert, Emily Merchant; Martin Zorde
MS Graduate Student: Mara Sanders

Kenya
AMPATH and Moi
University:
Naman Nyabinda
Norah Maiyo

University of Eldoret:
Linnet Gohole
Angeline Mnene (MS
student)

Kenya Agric. Livestock Res.
Organization (KALRO):
Christine Ndinya
Martins Odendo

Tanzania
WorldVeg Center:
Fekadu Dinssa
Justus Ochieng
Hassan Mndiga

Zambia
Hantambo Womens Group
Tamar Simuyambala
Lupiye Sakala
Kenneth Chali
Mwangala Mbewe
Violet Miyanda Munsaka
Inongwe Siziya (graduated with MS)

University of Zambia (UNZA)
John Shidano
Bernard Moonga
Mebelo Mataa

UCDavis: USAID, Washington:
Beth Mitcham John Bowman
Erin McGuire

WorldVeg Center: Marco Wopereis

And, with special thanks to the USAID
Mission in Kenya, Tanzania & Zambia



USAID
FROM THE AMERICAN PEOPLE

HORTICULTURE
INNOVATION LAB

UC DAVIS
UNIVERSITY OF CALIFORNIA